



4 x NBIN1001W + 3 x NBIN1500W



PLEASE FIND OUR FULL OFFER:

FLAT BOTTOM SILOS FOR GRAIN STORAGE

HOPPER BOTTOM SILOS FOR GRAIN STORAGE

DEVICES FOR GRAIN TRANSPORTATION

FEED SILOS AND EQUIPMENT FOR ON-FARM FEED MILLS

AGRICULTURAL SHELTERS

RETENTION TANKS


FLAT BOTTOM SILOS FOR GRAIN STORAGE MADE OF FLAT AND CORRUGATED SHEETS OF STEEL



BIN Sp. z o.o.
ul. Narutowicza 12,
87-700 Aleksandrów Kujawski
Poland

EXPORT DEPARTMENT

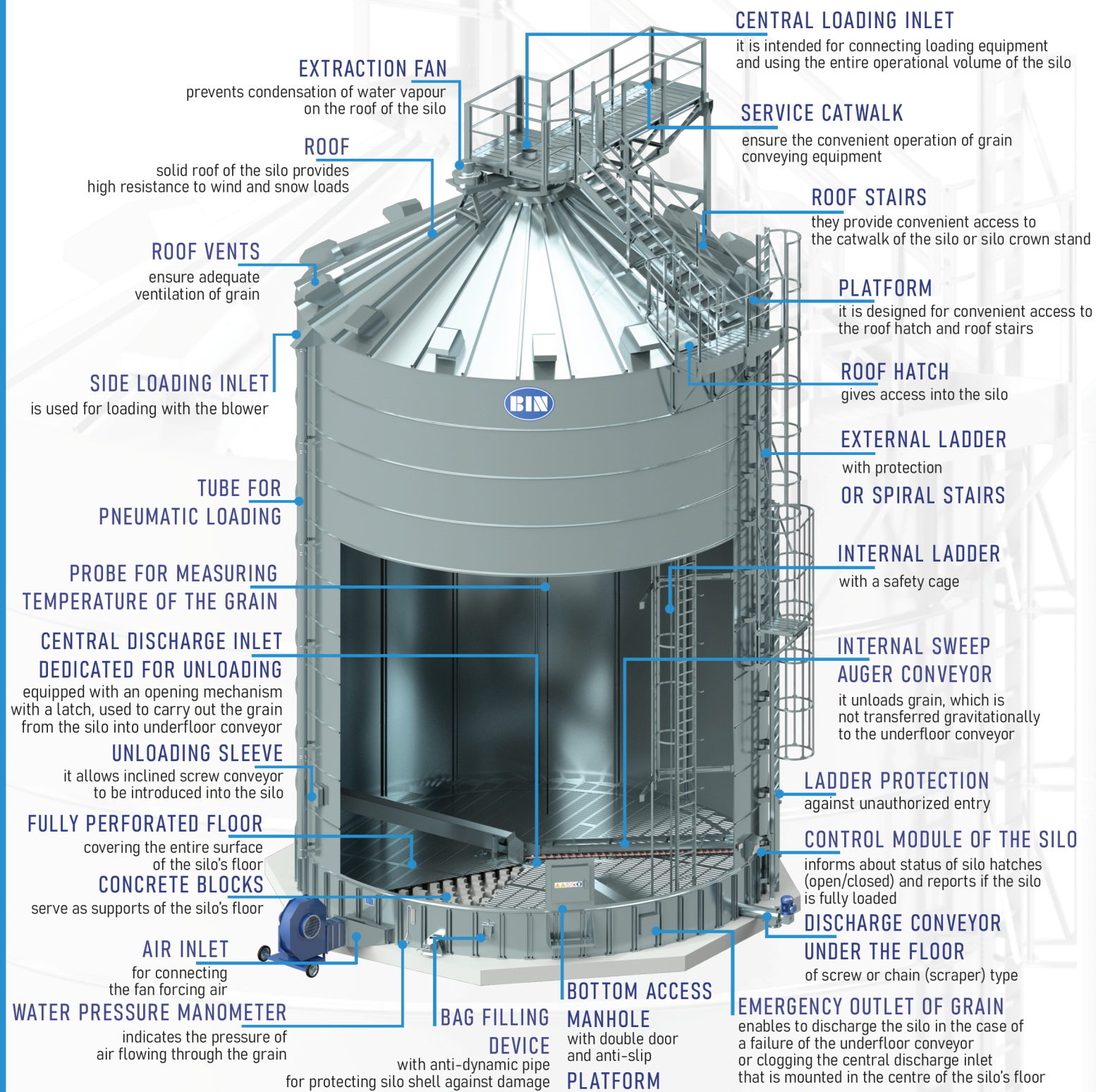
+48 54 282 88 05
export@bin.agro.pl
www.bin.agro.pl



FULL LIST OF DISTRIBUTORS IS AVAILABLE ON THE WEBSITE



BIN FLAT BOTTOM SILO FOR GRAIN STORAGE MADE OF FLAT SHEETS OF STEEL



Type of this equipment varies depending on the silo model.

ADVANTAGES OF THE SILO

- long-term grain storage
- reasonable price
- reduces the risk of mould and pests

FUNCTIONALITY

- for the storage of grain, cereals, corn and oilseeds
- cooling and drying of stored grain
- equipment for mechanized loading and unloading of grain

DESIGN

- high-quality galvanized sheets of steel and fasteners
- the roof is ribbed to prevent rain entering the silo
- they meet required parameters of fire resistance

ENSURE PROPER CONDITIONS OF GRAIN STORAGE IN THE SILOS

- FORCED VENTILATION FAN**
FOR COOLING, AERATING AND DRYING GRAIN
- AIR HEATER**
FOR HEATING AIR THAT DRIES GRAIN
- PERFORATED FLOOR**
PERFORATION OF ENTIRE FLOOR SURFACE ENSURES EFFICIENT VENTILATION

- TEMPERATURE PROBE**
FOR MEASURING TEMPERATURE OF STORED GRAIN
- EXTRACTION FAN**
REMOVES DUST AND HUMID AIR FROM THE SPACE ABOVE GRAIN, PREVENTS CONDENSATION UNDER ROOF OF THE SILO

SILOS UNLOADING

- BAG FILLING DEVICE**
 - used for unloading small quantities of grain
 - installed in a small silos
- UNLOADING SLEEVE**
 - is used to house the inclined screw conveyor
 - we recommend the SLEEVE EXTENTION - the conveyor will be able to take more grain without the need to manually scooping it to the conveyor inlet
- UNDERFLOOR CONVEYOR**
 - of screw or chain (scraper) type
 - the grain is provided to this conveyor through the inlet in the middle of the floor
 - it transfers grain outside the silo
- INTERNAL SWEEP AUGER CONVEYOR**
 - it gathers grain that could not be transferred gravitationally to the underfloor conveyor
- EMERGENCY OUTLET OF GRAIN**
 - it is located on the floor or under the floor
 - it is used in the case of a failure of unloading equipment or grain caking above the inlet to the underfloor conveyor

SILOS LOADING

- SILOS LOADING BLOWER**
 - it is a pneumatic loading system designed for small silos
 - with own charging hopper
 - the same fan is used to ventilate the silo
 - it transports grain vertically to a height of 7m and offers a conveying capacity up to 6t/h
- VERTICAL SCREW CONVEYOR**
 - very compact
 - with own charging hopper
 - suitable for connecting to the underfloor conveyor and using for unloading grain to a trailer
 - it transports grain vertically to a height of 13,8m and offers a conveying capacity up to 24t/h
- BUCKET ELEVATOR**
 - it can be supported by a tower, PRS support or fixed to the silo
 - it transports grain to a height of 34,2m and offers a conveying capacity up to 120t/h
- INTAKE HOPPERS**
 - of overrun and non-overrun type
 - of screw or scraper type

- since 1990 we have delivered over 75 000 silos to Polish and European farmers
- since 2014 we have been controlling the quality of anti-corrosion coating of connectors in a brine chamber
- we have been granted a Certificate of Factory Production Control issued by the Institute of Welding in Gliwice city called Łukasiewicz - Upper Silesian Institute of Technology
- our silos are designed according to European construction standards called Eurocodes, we provide our customers with free project of the silos in the electronic version

MODELS OF FLAT BOTTOM SILOS MADE OF FLAT SHEETS OF STEEL



	NBIN 10	NBIN 10W	NBIN 20N	NBIN 20	NBIN 20W	NBIN 20WW	NBIN 40NS	NBIN 40S	NBIN 40WS	NBIN 40WWS	NBIN 60	NBIN 60W	NBIN 60WW
LOADING CAPACITY (t)*	10,5	13,5	19,7	22,4	28,1	33,8	33,8	42,0	50,3	58,5	57,7	68,8	91,0
VOLUME (m³)	15,6	19,5	26,3	29,9	37,4	45,0	45,0	56,0	67,0	78,0	76,9	91,7	121,3
HEIGHT (m)**	4,6	5,5	4,3	4,8	5,8	6,7	5,0	5,9	6,9	7,8	6,1	7,1	9,0
DIAMETER (m)	2,3		3,2				3,8				4,5		
ACCESS	external ladder	S	S	S	S	S	S	S	S	S	S	S	S
	internal ladder	S	S	S	S	S	S	S	S	S	S	S	S
	spiral stairs	-	-	-	-	-	-	-	-	-	-	-	-
	roof stairs	-	-	-	-	-	-	-	-	-	-	-	-
	crown platform	-	-	-	-	-	-	-	-	-	-	-	-
	service catwalk	-	-	-	-	-	-	-	0	0	0	0	0
	bottom access manhole	-	0	0	0	0	0	0	0	0	0	0	S
roof hatch	S	S	S	S	S	S	S	S	S	S	S	S	S
ACTIVE VENTILATION	flat perforated floor	S	S	S	0	0	0	0	0	0	S	S	S
	inside perforated hopper	-	-	-	0	0	0	0	0	0	0	0	0
	air inlet	S Ø310	S Ø310	S Ø310	0 Ø310	0 Ø310	0 Ø310	S Ø310	S Ø310	S Ø310	S Ø310	S Ø310	S Ø310
	universal air inlet	-	-	-	-	-	-	-	-	-	-	-	-
	fan forcing air	0 WPR	0 WPR	0 WPR	0 WPR	0 WPR	0 WPR	0 WPR	0 WPR	0 WPR	0 WPR	0 WPR	0 WPR
	extraction fan	0	0	0	0	0	0	0	0	0	0	0	0
	air heater	0 4,5kW	0 4,5kW	0 4,5kW	0 4,5kW	0 4,5kW	0 4,5kW	0 4,5kW	0 4,5kW	0 4,5kW	0 4,5kW	0 4,5kW	0 4,5kW
	roof exhauster	-	-	-	S 1pc	S 1pc	S 1pc	S 1pc	S 1pc	S 1pc	S 1pc	S 1pc	S 1pc
	water-filled manometer	S	S	S	0	0	0	S	S	S	S	S	S
	temperature probe	0	0	0	0	0	0	0	0	0	0	0	0
LOADING AND UNLOADING	central loading inlet	S	S	S	S	S	S	S	S	S	S	S	S
	side loading inlet	S	S	S	0	0	0	S	S	0	S	S	0
	bag filling device	S	S	S	S	S	S	S	S	S	S	S	0
	anti-dynamic pipe of bag filling device	-	-	S	-	S	-	S	-	S	-	S	0
	unloading sleeve	-	0	0	0	0	0	0	0	0	0	0	0
	unloading sleeve extension	-	0	0	0	0	0	0	0	0	0	0	0
	emergency outlet of grain	-	-	-	0	0	0	0	0	0	0	0	S
	underfloor discharge conveyor	0	0	0	0	0	0	0	0	0	0	0	0
	internal sweep auger conveyor	-	-	-	-	-	-	-	0	0	0	0	0
	control module of the silo	0	0	0	0	0	0	0	0	0	0	0	0

STANDARD AND OPTIONAL EQUIPMENT:



	NBIN 100U	NBIN 100WU	NBIN 200NU	NBIN 200U	NBIN 200WU	NBIN 500	NBIN 501W	NBIN 1001	NBIN 1001W	NBIN 1500N	NBIN 1500P	NBIN 1500	NBIN 1500W
LOADING CAPACITY (t)*	99,8	132	185	211	261	521	604	948	1095	1170	1285	1514	1744
VOLUME (m³)	133	176	247	281	348	695	805	1264	1460	1560	1713	2019	2325
HEIGHT (m)**	7,2	9,1	8,6	9,6	11,5	13,9	15,8	14,7	16,6	12,7	13,7	15,5	17,4
DIAMETER (m)	5,4		6,7			8,6		11,5		14,3			
ACCESS	external ladder	S	S	0	0	0	0	0	0	0	0	0	0
	internal ladder	S	S	S	S	S	S	S	S	S	S	S	S
	spiral stairs	-	-	0	0	0	0	0	0	0	0	0	0
	roof stairs	0	0	0	0	0	0	0	0	0	0	0	0
	crown platform	0	0	0	0	0	0	0	0	0	0	0	0
	service catwalk	0	0	0	0	0	0	0	0	0	0	0	0
	bottom access manhole	S	S	S	S	S	S	S	S	S	S	S	S
roof hatch	S	S	S	S	S	S	S	S	S	S	S	S	
ACTIVE VENTILATION	flat perforated floor	S	S	S	S	S	S	S	S	S	S	S	S
	inside perforated hopper	-	-	-	-	-	-	-	-	-	-	-	-
	air inlet	S Ø310	S Ø310	S Ø400	S Ø400	S Ø400	S Ø400	S Ø400	S Ø400	S Ø400	S Ø400	S Ø400	S Ø400
	universal air inlet	-	-	0	0	0	0	0	0	0	0	0	0
	fan forcing air	0 WPR	0 WPR	0 WPR	0 WPR	0 WPR	0 WPR	0 WPR	0 WPR	0 WPR	0 WPR	0 WPR	0 WPR
	extraction fan	0	0	0	0	0	0	0	0	0	0	0	0
	air heater	0 4,5kW	0 4,5kW	0 9kW	0 9kW	0 9kW	-	-	-	-	-	-	-
	roof exhauster	S 2pcs	S 3pcs	S 10pcs	S 10pcs	S 10pcs	S 12pcs	S 18pcs	S 18pcs	S 18pcs	S 18pcs	S 32pcs	S 32pcs
	water-filled manometer	S	S	S	S	S	S	S	S	S	S	S	S
	temperature probe	0	0	0	0	0	0	0	0	0	0	0	0
LOADING AND UNLOADING	central loading inlet	S	S	S	S	S	S	S	S	S	S	S	S
	side loading inlet	S	S	0	0	-	-	-	-	-	-	-	-
	bag filling device	0	0	-	-	-	-	-	-	-	-	-	-
	anti-dynamic pipe of bag filling device	0	0	-	-	-	-	-	-	-	-	-	-
	unloading sleeve	0	0	-	-	-	-	-	-	-	-	-	-
	unloading sleeve extension	0	0	-	-	-	-	-	-	-	-	-	-
	emergency outlet of grain	S	S	S	S	S	S	S	S	S	S	S	S
	underfloor discharge conveyor	0	0	0	0	0	0	0	0	0	0	0	0
	internal sweep auger conveyor	0	0	0	0	0	0	0	0	0	0	0	0
	control module of the silo	0	0	0	0	0	0	0	0	0	0	0	0

* the loading capacity for wheat with a density 750kg/m³ related to the usable volume; the actual volume of material gathered in the silo depends among others on the method of loading, bulk properties of the material, allowable maximum level of silo filling, etc.
 ** height measured from the surface of the foundation to the central loading inlet in the roof

S - standard, 0 - optional

BIN FLAT BOTTOM SILO FOR GRAIN STORAGE MADE OF CORRUGATED SHEETS OF STEEL


WE CAN OFFER VARIOUS TYPES OF FLOORS TO THE SILOS MADE OF CORRUGATED SHEETS OF STEEL:



Type of this equipment varies depending on the silo model.


FULLY PERFORATED FLOOR MADE OF STEEL MOUNTED ON THE CONCRETE BLOCKS

- suitable for the silos with the shell up to 12 rings high
- there is a space to mount PS220 screw conveyor with the conveying capacity of up to 70 tons per hour under the floor
- foundation slab is easy to build and inexpensive
- one or two fans for grain ventilation
- whole surface of the floor is perforated




FULLY PERFORATED FLOOR MADE OF STEEL BASED ON SUPPORTING GRILL MADE OF STEEL

- suitable for all types of silos
- there is a space to mount chain conveyor (scraper conveyor) with the conveying capacity of up to 150 tons per hour under the floor
- foundation slab is easy to build and inexpensive
- one or two fans for grain ventilation
- whole surface of the floor is perforated




CONCRETE FLOOR WITH VENTILATION DUCTS

- there is channel dedicated for chain conveyor (scraper conveyor) in the concrete foundation
- we offer prefabricated foundation formworks that helps to build up ventilation ducts
- two fans for grain ventilation
- up to 35 % of the floor can be ventilated



CONCRETE FLOOR WITH VENTILATION DUCTS AND A MAN-ACCESSIBLE MAINTENANCE CHANNEL

- constant and convenient access to the chain conveyor (scraper conveyor)
- we offer prefabricated foundation formworks that helps to build up ventilation ducts
- two fans for grain ventilation
- up to 35 % of the floor can be ventilated



BIN CORRUGATED STEEL SILOS WITH FLAT BOTTOM MODELS FBIN:

TYPE	FBIN7							FBIN9					FBIN11							
	FBIN 7/5	FBIN 7/6	FBIN 7/7	FBIN 7/8	FBIN 7/9	FBIN 7/10	FBIN 7/11	FBIN 9/10	FBIN 9/11	FBIN 9/12	FBIN 9/13	FBIN 9/14	FBIN 11/10	FBIN 11/11	FBIN 11/12	FBIN 11/13	FBIN 11/14	FBIN 11/15	FBIN 11/16	FBIN 11/17
LOADING CAPACITY (t)*	166	197	228	259	291	322	352	553	605	656	708	760	1005	1097	1190	1281	1373	1464	1556	1647
VOLUME (m³)	213	252	293	333	373	413	452	709	775	842	908	974	1289	1407	1525	1642	1760	1877	1995	2112
HEIGHT (m)**	7,7	8,8	10,0	11,1	12,2	13,4	14,5	13,9	15,0	16,2	17,3	18,4	14,7	15,9	17,0	18,2	19,3	20,4	21,6	22,7
DIAMETER (m)	6,7							8,6					11,5							

* the loading capacity for wheat with a density 780kg/m³ related to the silo volume given above; the actual volume of material gathered in the silo depends among others on the method of loading, bulk properties of the material, allowable maximum level of silo filling, floor type, etc.

** height measured from the surface of the foundation to the central loading inlet in the roof

FBIN14								FBIN17						FBIN19			
FBIN 14/10	FBIN 14/11	FBIN 14/12	FBIN 14/13	FBIN 14/14	FBIN 14/15	FBIN 14/16	FBIN 14/17	FBIN 17/14	FBIN 17/15	FBIN 17/16	FBIN 17/17	FBIN 17/18	FBIN 17/19	FBIN 19/15	FBIN 19/16	FBIN 19/17	FBIN 19/18
1606	1750	1893	2036	2179	2323	2466	2609	3005	3200	3395	3590	3785	3981	4232	4487	4741	4996
2059	2243	2427	2610	2794	2978	3161	3345	3853	4103	4353	4603	4853	5104	5425	5752	6078	6405
15,6	16,7	17,9	19,0	20,1	21,3	22,4	23,6	20,9	22,0	23,2	24,3	25,4	26,6	22,7	23,8	25,0	26,1
14,3								16,7						19,1			