

PLEASE FIND OUR FULL OFFER:

QUALITY

EXPERIENCE

PROFESSIONALISM

FLAT BOTTOM SILOS FOR GRAIN STORAGE

HOPPER BOTTOM SILOS FOR GRAIN STORAGE

DEVICES FOR GRAIN TRANSPORTATION

AGRICULTURAL SHELTERS

COMPREHENSIVE EQUIPMENT TO SMALL FEED MILLS

FABRIC FILTER

- provides air filtration
- necessary when loading with the hammer mill
- the filter can be mounted on the side of mixer or on the top of the mixer

LOOSE FEED MIXER

- for the preparation of compound feeds
- output: 650, 1 000 or 2 000 kg

UNIVERSAL SPIRAL CONVEYOR

- is dedicated for loading and unloading feed containers
- the feedstuff is transported by a spiral placed inside the pipe
- one conveyor can work with maximum 5 containers
- nominal capacity 1-2,5 t/h
- engine power 0,75 kW



HAMMER MILL

- suction and force hammer mill
- engine power 11 kW
- output up to 1 000 kg/h

INTAKE HOPPER FOR FEED MIXER

- is dedicated for adding low-flow ingredients, e.g. bran, to the prepared feed
- volume 140 litres

FEED CONTAINERS

- designed to store of compound feed
- can be used separately or in a set of several pieces
- volume of container is 1 600 litres each with the option of extending it by 750 litres



FEED SILOS

AND EQUIPMENT FOR on-farm FEED MILLS



BIN Sp. z o.o.
 ul. Narutowicza 12
 87-700 Aleksandrów Kujawski
 POLAND

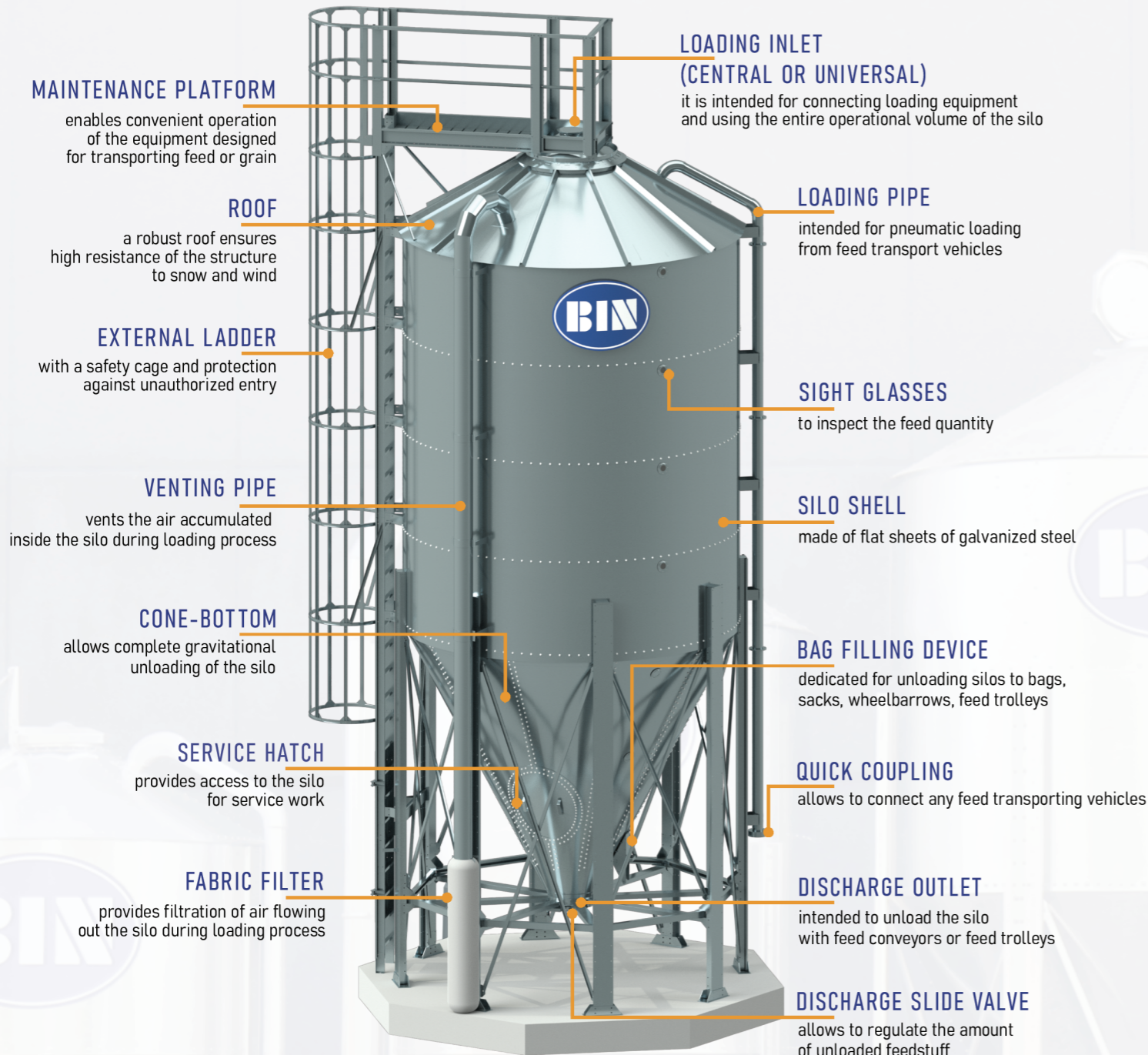
+48 54 282 88 05
 export@bin.agro.pl
 www.bin.agro.pl

FULL LIST OF DISTRIBUTORS
 AVAILABLE ON THE WEBSITE.



DEALER IN YOUR REGION

BIN FEED SILO



Please note that equipment varies depending on the silo model.



flat sheets of galvanized steel enable self-cleaning of the silo



venting the silo during pneumatic loading



quick coupling mounted on the loading pipe ensures efficient loading of the feed



cone with internal angle of the 55° prevents the feed from getting clogged



the use of a fabric filter prevents dusting and spreading feedstuff around the silo



braces and columns stabilize the silo structure



sight glasses allow for checking the amount of feed in the silo



access to interior space for service purposes



3,6mm-thick bends made of steel extend lifetime of the loading pipe

MODELS OF FEED SILOS:



	PBIN3	PBIN5	PBIN9	PBIN12	PBIN15	PBIN21	PBIN26	PBIN31	
LOAD CAPACITY (t)*	feedstuff $\rho=650 \text{ kg/m}^3$	3,25	5	9,2	12,2	15,1	21,2	26,1	31
	wheat $\rho=750 \text{ kg/m}^3$	3,75	5,8	10,6	14	17,4	24,5	30,1	35,8
	pellets $\rho=580 \text{ kg/m}^3$	2,9	4,5	8,2	10,9	13,5	18,9	23,3	27,7
VOLUME (m ³)	5	7,7	14,1	18,7	23,2	32,6	40,1	47,7	
HEIGHT (m)**	3,81	4,79	5,34	6,29	7,24	7,26	8,21	9,16	
DIAMETER (m)	1,91	1,91	2,48	2,48	2,48	3,18	3,18	3,18	
WEIGHT (kg)***	260	310	770	860	950	1490	1605	1720	

* actual load capacity of the material accumulated in the silo depends on, among others, way of loading, bulk properties of the material, permissible maximum loading of the silo etc.

** height measured from the surface of foundation to the loading inlet (central or universal) located on the top of silo

*** net weight of the silo components

- WE PROVIDE FREE DESIGN DOCUMENTATION OF THE SILOS AND FREE GUIDELINES FOR PREPARING FOUNDATION SLABS.
- THE SILOS ARE DESIGNED ACCORDING TO THE EUROPEAN CONSTRUCTION STANDARDS CALLED EUROCODES.
- DELIVERY UP TO FOUR WEEKS DEPENDING FROM SILO SIZE AND STOCK AVAILABILITY.
- WE PROVIDE DELIVERY AND AUTHORISED INSTALLATION (IF ORDERED EXTRA) IN CERTAIN LOCATION.

EQUIPMENT OF FEED SILOS:

PBIN3 / PBIN5 / PBIN9 / PBIN12 / PBIN15

STANDARD:

- universal loading inlet
- inspection hatch
- sight glasses
- fabric filter
- loading pipe with a quick-coupling
- venting pipe

OPTIONAL:

- discharge slide valve $\phi 200 \text{ mm}$
- discharge slide valve $\phi 400 \text{ mm}$
- discharge slide valve to slope conveyor $\phi 100 \text{ mm}$ or $\phi 140 \text{ mm}$
- bag filling device

PBIN21 / PBIN26 / PBIN31

STANDARD:

- central loading inlet
- service hatch
- sight glasses

OPTIONAL:

- fabric filter
- loading pipe with a quick-coupling
- venting pipe
- discharge slide valve $\phi 200 \text{ mm}$
- discharge slide valve $\phi 400 \text{ mm}$
- discharge slide valve to slope conveyor $\phi 100 \text{ mm}$ or $\phi 140 \text{ mm}$
- bag filling device
- ladder and maintenance platform

Assembly process of feed silos - models PBIN3, PBIN5, PBIN9, PBIN12 and PBIN15 is organized in our factory. Mounted silos are transported by special means of transport and placed on a foundation slab at the customer's site. Alternatively, customers can purchase feed silo in elements to be mounted by the local company authorised by the manufacturer.

Feed silos - models PBIN21, PBIN26 and PBIN31 are delivered to the customers in parts. These silos must be mounted on a foundation slab at the customer's site. Such service is provided by installation team authorised by the manufacturer.

BIN LOOSE FEED MIXERS

Loose feed mixers models: MS-650, MS-1000 and MS-2000 are dedicated for the preparation of loose feed mixtures for farm animals.

Fabric filters are necessary during loading with the hammer mill. They can be mounted on the connecting ports located on side of the mixer or on top of the mixer.

The MS-650, MS-1000 and MS-2000 mixers differ in their useful volume. Equipment of all models is the same.



MODEL	MS-650
USEFUL VOLUME	1300 litres
LOAD CAPACITY	650 kg
TOTAL HEIGHT	2,35 m
DIAMETER OF CYLINDRICAL PART	1,44 m
MINIMUM HEIGHT OF THE ROOM	2,60 m
DIAMETER OF LOADING PORT	ø100 mm
AREA OF FABRIC FILTERS	3,6 m ²
ENGINE POWER	1,5 kW
POWER SUPPLY VOLTAGE	3x400V/50Hz
APPROXIMATE MIXING TIME	~ 20 min
WEIGHT	227 kg




MODEL	MS-1000
USEFUL VOLUME	2000 litres
LOAD CAPACITY	1000 kg
TOTAL HEIGHT	2,71 m
DIAMETER OF CYLINDRICAL PART	1,44 m
MINIMUM HEIGHT OF THE ROOM	2,95 m
DIAMETER OF LOADING PORT	ø100 mm
AREA OF FABRIC FILTERS	3,6 m ²
ENGINE POWER	1,5 kW
POWER SUPPLY VOLTAGE	3x400V/50Hz
APPROXIMATE MIXING TIME	~ 20 min
WEIGHT	247 kg



MODEL	MS-2000
USEFUL VOLUME	4000 litres
LOAD CAPACITY	2000 kg
TOTAL HEIGHT	3,50 m
DIAMETER OF CYLINDRICAL PART	1,72 m
MINIMUM HEIGHT OF THE ROOM	3,75 m
DIAMETER OF LOADING PORT	ø100 mm
AREA OF FABRIC FILTERS	3,6 m ²
ENGINE POWER	3,0 kW
POWER SUPPLY VOLTAGE	3x400V/50Hz
APPROXIMATE MIXING TIME	~ 20 min
WEIGHT	361 kg

BIN HAMMER MILL



MODEL	RB/KORPUS
RATED VOLTAGE	400 V
ENGINE POWER	11 kW
TYPE OF SIEVES	slotted sieves, two-piece sieves
SLOT PITCH IN SIEVES	1,2; 1,5; 2,0; 2,5; 3,0 mm
OUTPUT	up to 1000 kg/h
WEIGHT	230 kg

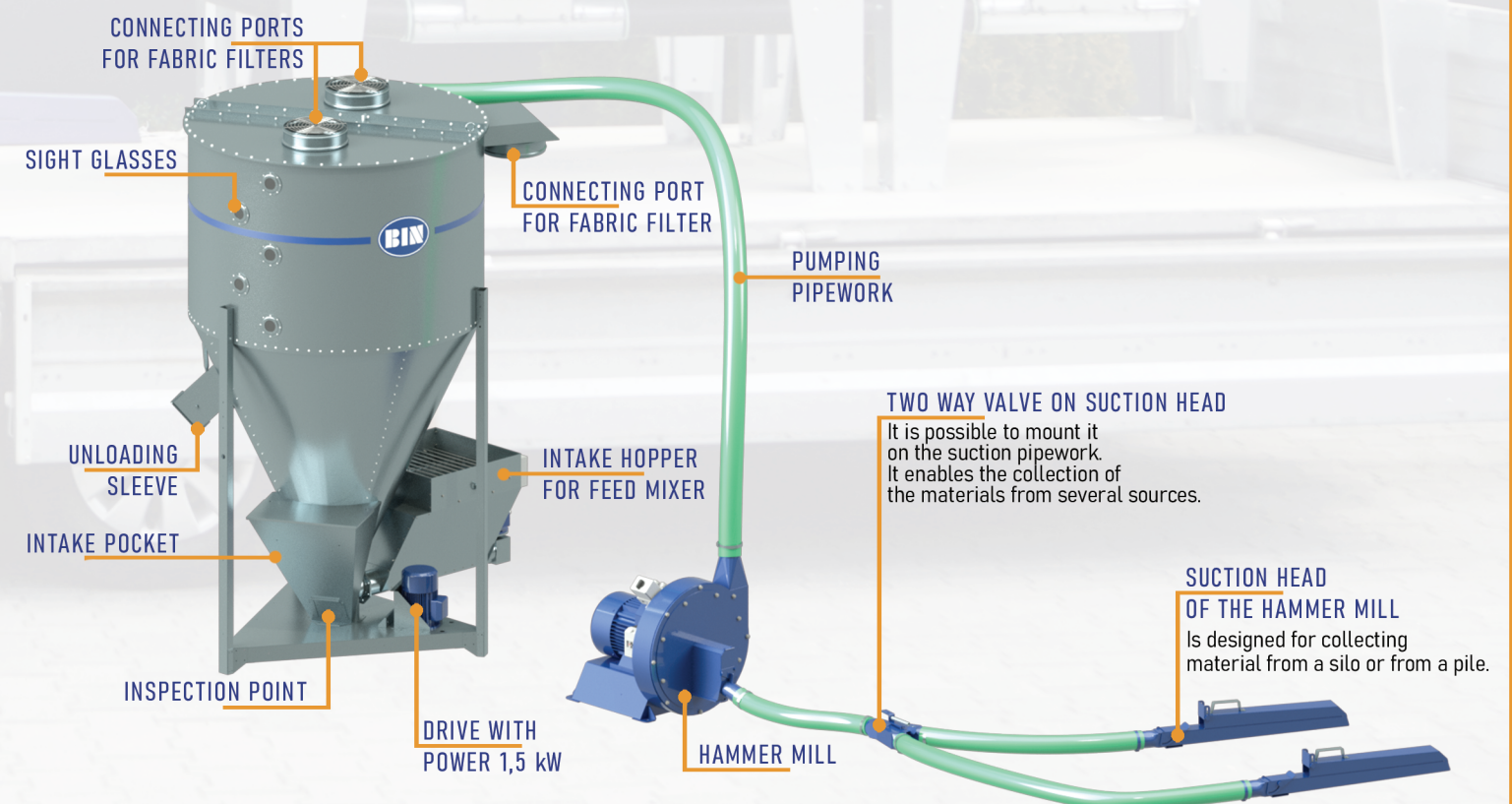
Standard version of the hammer mill is equipped with the sieve of 1,5 mm slot pitch.

BIN INTAKE HOPPER FOR FEED MIXER

It is dedicated for filling MS-650, MS-1000 and MS-2000 mixers with low flowability components, such as bran, which is difficult to load through the loading inlet.



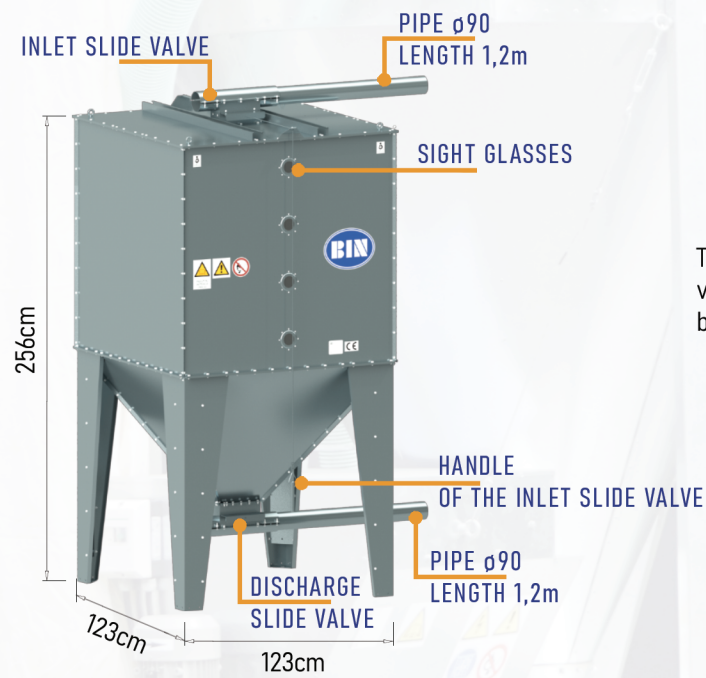
MODEL	MS-KOSZ
USEFUL VOLUME	140 litres
LOAD CAPACITY (at a mixture density of 0,5 kg per litre)	70 kg
TOTAL HEIGHT	0,685 m
DIAMETER OF LOADING PORT	ø100 mm
ENGINE POWER	0,55 kW
POWER SUPPLY VOLTAGE	3x400V/50Hz
APPROXIMATE DELIVERY TIME OF ONE PORTION	~ 2 min
WEIGHT	75 kg



BIN FEED CONTAINERS

- They are used to store compound feed with a density not exceeding 750 kg/m³.
- They can be used individually or in a set of several pieces.
- They are designed for loading and unloading by universal spiral conveyors model UPS-78.
- Other methods of filling and emptying containers are permissible, e.g. loading with downpipes and gravity unloading.
- Permissible load of the container is 1200 kg (container with extension 1750 kg).
- Useful volume of the container is 1600 litres (container with extension 2350 litres).
- Feed containers are intended for self-assembly.
- They have been designed for indoor use.

BIN FEED CONTAINER 1600 LITERS



BIN EXTENSION OF FEED CONTAINER



BIN UNIVERSAL SPIRAL CONVEYOR

MODEL	UPS-78
POWER ENGINE	0,75 kW
POWER SUPPLY VOLTAGE	3x400V
FREQUENCY	50Hz
INTERNAL DIAMETER OF PIPE	84 mm
NOMINAL PERFORMANCE	1-2,5 t/h
MAXIMUM SPIRAL LENGTH	12 m

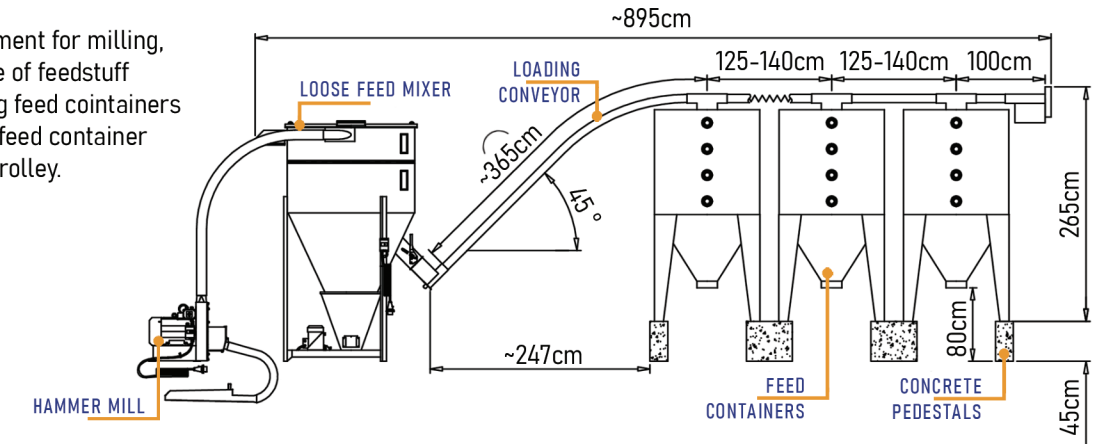


Universal spiral conveyor is used for loading and unloading of feed containers produced by BIN.

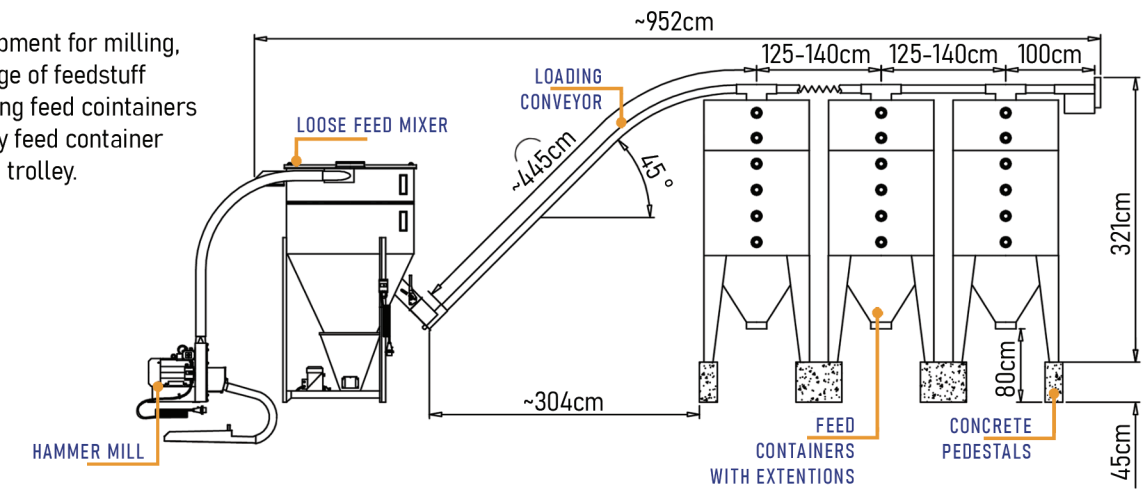
One conveyor can work with up to 5 containers lined up in series.

BIN GOOD EXAMPLES OF ORGANIZING ROOM FOR FEED MILLING AND MIXING ON FARM

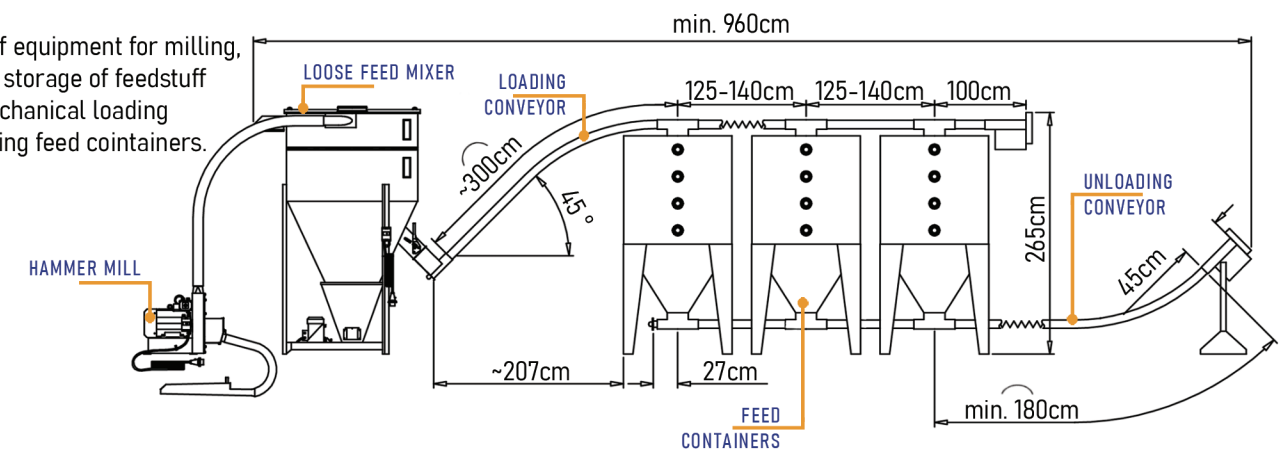
Arrangement of equipment for milling, mixing and storage of feedstuff with mechanical loading feed containers and unloading every feed container to the feed trolley.



Arrangement of equipment for milling, mixing and storage of feedstuff with mechanical loading feed containers and unloading every feed container to the feed trolley.



Arrangement of equipment for milling, mixing and storage of feedstuff with mechanical loading and unloading feed containers.



Arrangement of equipment for milling, mixing and storage of feedstuff with mechanical loading and unloading feed containers.

The feed containers have extensions.

